

6th Grade Summer Reading List

Olde Towne Middle School

Directions: Select one novel to read this summer from the list provided. After you finished your novel, select one project from the choice sheet on the back of this list.

Your project will be due to your ELA teacher on Friday, August 16th.

Reading List:

Hatchet by Gary Paulsen

The Wednesday Wars by Gary Schmidt

The Lion, Witch, and the Wardrobe by C.S. Lewis

Bridge to Terabithia by Katherine Peterson

Esperanza Rising by Pam Munoz Ryan

Project Rubric:

The project was complete, and all of the necessary components were included...40 points _____

Spelling, Punctuation, Grammar.....20 points _____

Creativity and Originality.....20 points _____








Projects are Attractive and Organized.....20 points _____

Total Possible.....100 points

Happy Reading!

Your ELA teacher at Olde Towne Middle School is looking forward to seeing your project!

6th Grade End of the Novel Projects

<p>~Book Jacket</p> <ul style="list-style-type: none"> *3-prong folder *Title, author, and colorful illustration on front cover. *5-8 sentence summary for each chapter fastened in prongs. *Your opinion of the book on back cover. 	<p>~Twitter Page</p> <p>*Pretend you are conducting an interview with the main character through Twitter. You are allowed to ask him/her anything and everything about their life that readers would want to know. You have to tweet at least five questions to the main character. Your questions and responses will be written in Twitter form on paper showing your in-depth conversation between the main character and yourself. You may have to make some of the answers up based on inferences you have made from the details in the novel.</p> 	<p>~ Poem</p> <p>*Write a six-stanza poem (four lines per stanza) about the novel with each stanza representing the plot of the story as follows:</p> <ul style="list-style-type: none"> -Stanza 1: Setting -Stanza 2: Problem/Conflict of the novel. -Stanza 3: Rising Action (Main events of the story that lead to the climax.) -Stanza 4: Climax (The height/most intense part of the story.) -Stanza 5: Falling Action (The main events that take place after the climax leading to the resolution of the story.) -Stanza 6: Resolution (How the problem was solved?)
<p>~ Research</p> <p>*Each novel takes place in a particular area or may contain encounters with a particular animal. Research the setting or animal in the novel and write a one-page report. Research facts and include them with your report. Add an illustration.</p> 	<p>~ Mobile</p> <ul style="list-style-type: none"> *Utilize a clothes hanger and string/yarn. *Components: <ul style="list-style-type: none"> -Book Title, Author, Illustrator -Main Characters -Setting -Problem/Conflict -Rising Action -Climax -Falling Action -Resolution -Making Connections -Favorite Part 	<p>~ Diorama Project</p> <ul style="list-style-type: none"> *Utilize a shoebox *Create a scene from the novel. *Write a summary of the chapter the scene depicts. *Include text evidence that supports the scene with chapter and page numbers. 
<p>~Poster Board</p> <ul style="list-style-type: none"> *Components: <ul style="list-style-type: none"> -Book Title, Author, Illustrator -Main Characters -Three Character Traits with Text Evidence and Page Numbers -Setting -Problem/Conflict -Rising Action -Climax -Falling Action -Resolution -Illustration 	<p>~Write a Sequel</p> <ul style="list-style-type: none"> *If the novel had a Part 2, write a two-page sequel. *Include the setting, main characters, the problem the characters would face in the sequel, the main events, and resolution. *Include an illustration. 	<p>~Chapter Wheel</p> <ul style="list-style-type: none"> *Select your six favorite chapters of the novel. *Create the wheel by drawing a large circle, cut it out, and write the title and author of the novel in the center. *Divide your wheel into six slices. *Task: two slices will contain a symbol that represents the chapter and explain how it represents the selected chapter, two slices will contain a summary of two different chapters (minimum of 5 sentences each), and two slices will contain a favorite quote from two chapters and explain why it is your favorite. 